



MTA 156

TE Internal #: 3-643820-6

Standard Rectangular Connectors, Connector Assembly, Receptacle, Mating Alignment, Polarization Mating Alignment Type, Mating Retention, MTA 156

[View on TE.com >](#)

Connectors > Rectangular Connectors > Standard Rectangular Connectors



Connector Product Type: **Connector Assembly**

Connector & Housing Type: **Receptacle**

Mating Alignment: **With**

Mating Alignment Type: **Polarization**

Mating Retention: **With**

Features

Product Type Features

Product Style	Assembly
Shape	Rectangular
Wire/Cable Type	Stranded
Connector Type	Connector Assembly
Housing Type	Receptacle
Connector Product Type	Connector Assembly
Connector & Housing Type	Receptacle
Connector System	Wire-to-Board
Sealable	No
Connector & Contact Terminates To	Wire & Cable

Configuration Features

Number of Cavities	6
Number of Positions	6
Number of Rows	1



Panel Gasket	Without
--------------	---------

Electrical Characteristics

Operating Voltage	600 VAC
-------------------	---------

Contact Features

Contact Transmits (Typical)	Power
-----------------------------	-------

Contact Type	Female
--------------	--------

Wire Contact Termination Area Plating Material	Tin
--	-----

Contact Underplating Material	Nickel
-------------------------------	--------

Contact Mating Area Plating Material	Tin
--------------------------------------	-----

Contact Retention Within Housing	With
----------------------------------	------

Contact Current Rating (Max)	7 A
------------------------------	-----

Termination Features

Termination Method to Wire & Cable	Insulation Displacement (IDC)
------------------------------------	-------------------------------

Mechanical Attachment

Panel Mount	No
-------------	----

Contact Retention Type Within Housing	Locking Lance
---------------------------------------	---------------

Panel Mount Feature	Without
---------------------	---------

Mating Alignment	With
------------------	------

Mating Alignment Type	Polarization
-----------------------	--------------

Mating Retention	With
------------------	------

Mating Retention Type	Locking Ramp
-----------------------	--------------

Connector Mounting Type	Cable Mount (Free-Hanging)
-------------------------	----------------------------

Housing Features

Housing Color	White
---------------	-------

Housing Material	Nylon
------------------	-------

Centerline (Pitch)	3.96 mm[.156 in]
--------------------	------------------

Dimensions

Width	9.02 mm[.355 in]
-------	------------------

Height	18.42 mm[.725 in]
--------	-------------------

Length	23.77 mm[.936 in]
--------	-------------------

Wire Size	.2 mm ²
-----------	--------------------

Usage Conditions



Operating Temperature Range	-55 – 105 °C[-67 – 221 °F]
-----------------------------	----------------------------

Operation/Application

Shielded	No
Circuit Application	Power

Industry Standards

CSA Rating	LR 7189
Agency/Standard	CSA, UL
UL Rating	Recognized
CSA File Number	LR7189
UL File Number	E28476
UL Flammability Rating	UL 94V-2

Packaging Features

Packaging Quantity	250
Packaging Method	Bag/Box

Product Compliance

[For compliance documentation, visit the product page on TE.com>](#)

EU RoHS Directive 2011/65/EU	Compliant
EU ELV Directive 2000/53/EC	Compliant
China RoHS 2 Directive MIIT Order No 32, 2016	No Restricted Materials Above Threshold
EU REACH Regulation (EC) No. 1907/2006	Current ECHA Candidate List: JUNE 2022 (224) Candidate List Declared Against: JUNE 2022 (224) Does not contain REACH SVHC
Halogen Content	Low Halogen - Br, Cl, F, I < 900 ppm per homogenous material. Also BFR/CFR/PVC Free
Solder Process Capability	Not applicable for solder process capability

Product Compliance Disclaimer

This information is provided based on reasonable inquiry of our suppliers and represents our current actual knowledge based on the information they provided. This information is subject to change. The part numbers that TE has identified as EU RoHS compliant have a maximum concentration of 0.1% by weight in homogenous materials for lead, hexavalent chromium, mercury, PBB, PBDE, DBP, BBP, DEHP, DIBP, and 0.01% for cadmium, or qualify for an exemption to these limits as defined in the Annexes of Directive 2011/65/EU (RoHS2). Finished electrical and electronic equipment products will be CE marked as required by Directive 2011/65/EU. Components may not be CE marked. Additionally, the part numbers that TE has identified as EU ELV compliant have a maximum concentration of 0.1% by weight in homogenous materials for lead, hexavalent chromium, and mercury, and 0.01% for cadmium, or qualify for an exemption to these limits

as defined in the Annexes of Directive 2000/53/EC (ELV). Regarding the REACH Regulation, the information TE provides on SVHC in articles for this part number is based on the latest European Chemicals Agency (ECHA) 'Guidance on requirements for substances in articles' posted at this URL: <https://echa.europa.eu/guidance-documents/guidance-on-reach>

Compatible Parts



TE Part # 58074-1
MTA 50/100/156 MANUAL TOOL FRAME



TE Part # 640389-6
06P MTA156 HDR ASSY SQ R/A F/L



TE Part # 643067-6
06P MTA156 MOLDED COVER



TE Part # 640551-6
06P MTA156 COVER



TE Part # 644752-6
06P MTA156 HDR ASSY SQ STR F/L



TE Part # 640384-6
06P MTA156 HDR ASSY STR RND SN



TE Part # 640388-6
06P MTA156 HDR ASSY RN STR F/L



TE Part # 640385-6
06P MTA156 HDR ASSY SQ R/A



TE Part # 640643-6
06P MTA156 COVER F/T



TE Part # 640383-6
06P MTA156 HDR ASSY STR SQ SN



TE Part # 640445-6
06P MTA156 HDR ASSY FL/STR SN



TE Part # 3-644615-6
06P MTA156 POL HDR ASSY LF



TE Part # 643071-6
06P MTA156 FD-THRU COVER



TE Part # 644753-6
06P MTA156 HDR ASSY RN STR F/L




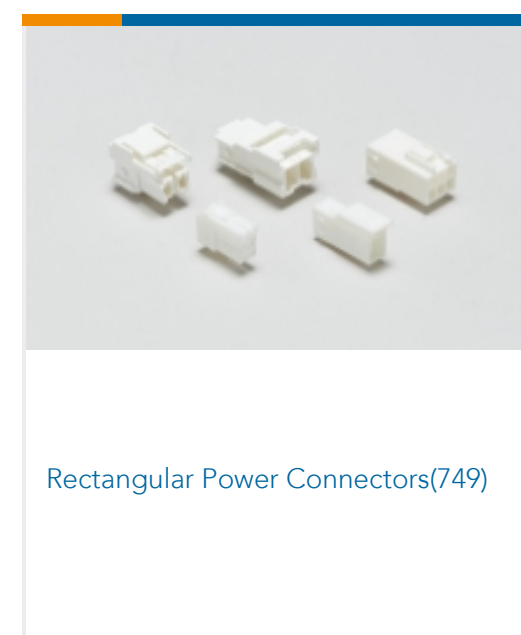

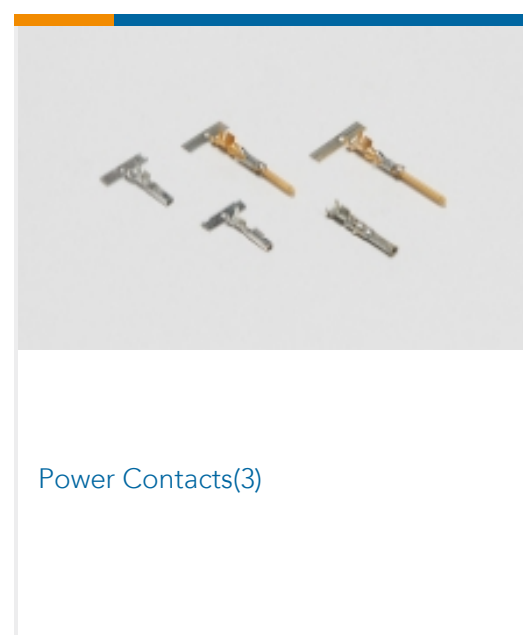

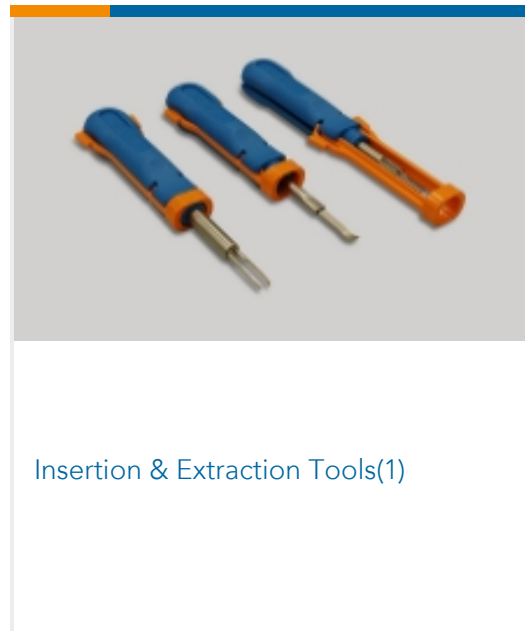
TE Part # 643569-3
06P MTA156 HDR ASSY W/O#2



TE Part # 2-647123-6
06P MTA156 SHRD HDR ASSY SQ SN



Also in the Series | MTA 156



Documents

Product Drawings

06P MTA156 CONN ASSY 24AWG WHT

English

CAD Files

3D PDF

English

Customer View Model



[ENG_CVM_3-643820-6_H1.3d_igs.zip](#)

English

Customer View Model

[ENG_CVM_3-643820-6_H1.3d_stp.zip](#)

English

Customer View Model

[ENG_CVM_3-643820-6_H1.2d_dxf.zip](#)

English

3D PDF

3D

Customer View Model

[ENG_CVM_CVM_3-643820-6_H.2d_dxf.zip](#)

English

Customer View Model

[ENG_CVM_CVM_3-643820-6_H.3d_igs.zip](#)

English

Customer View Model

[ENG_CVM_CVM_3-643820-6_H.3d_stp.zip](#)

English

By downloading the CAD file I accept and agree to the [Terms and Conditions](#) of use.

Datasheets & Catalog Pages

[MTA, CST-100 II, SL-156 and AMP Economy Power \(EP\) Connectors](#)

English

Product Specifications

[Application Specification](#)

Japanese

[Application Specification](#)

English

[MTA 156 Ribbon Cable Connector Assemblies \(English And Spanish\)](#)

English

[MTA 156 Ribbon Cable Connector Assemblies \(English And Spanish\)](#)

Japanese

Agency Approvals

[Agency Approval Document](#)

English